

2014 - 2015 Rental Statistics for Fairfax County Virginia. Properties with less than 5000 square feet.

Month	Jan	Feb	March	April	May	June	July	August	Sept	Oct	Nov	Dec	Average 2013
Average Monthly Rent 2014	\$ 2,160.00	\$ 2,135.00	\$ 2,110.00	\$ 2,204.00	\$ 2,230.00	\$ 2,293.00	\$ 2,353.00	\$ 2,321.00	\$ 2,205.00	\$ 2,153.00	\$ 2,203.00	\$ 2,181.00	\$ 2,212.33
Average Days on Market 2014	49	45	46	35	29	27	25	30	33	39	43	50	37.58
Active Rental Units 2014	967	1025	817	857	1112	1248	1280	1318	1452	1512	1505	1334	1202
Units Rented 2014	457	475	589	647	783	883	967	909	670	670	533	492	673
													2014
Average Monthly Rent 2015	\$ 2,194.00	\$ 2,144.00											\$ 2,169.00
Average Days on Market 2015	65	52											58.50
Active Rental Units 2015	1255	1111											1183
Units Rented 2015	498	531											515
MONTHS SUPPLY	2.520080321	2.092278719	#DIV/0!	#DIV/0!	#DIV/0!	#DIV/0!	#DIV/0!	#DIV/0!	#DIV/0!	#DIV/0!	#DIV/0!	#DIV/0!	#DIV/0!

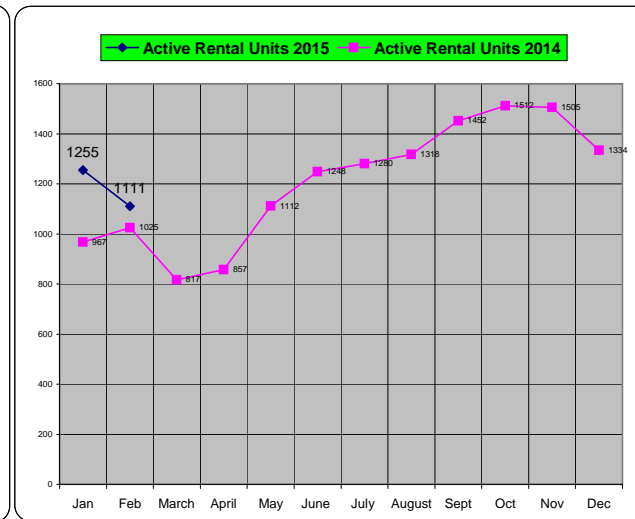
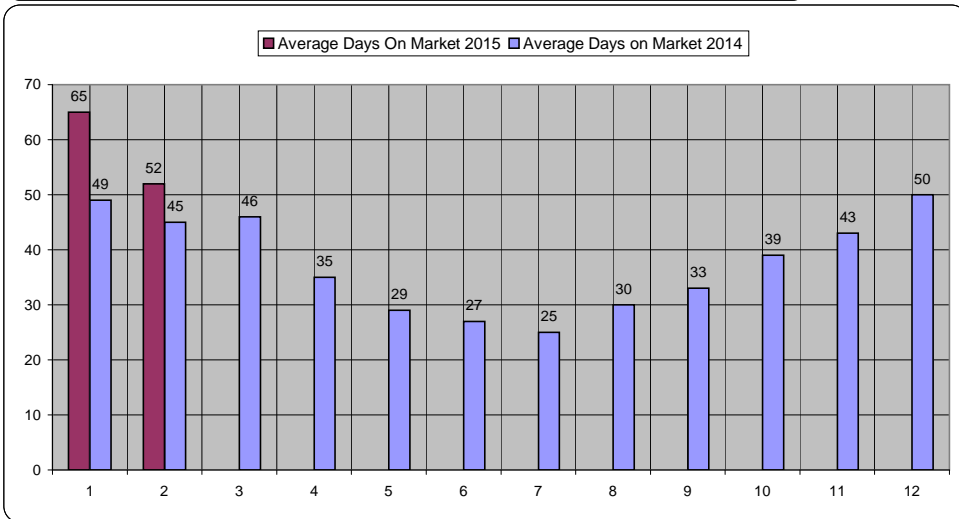
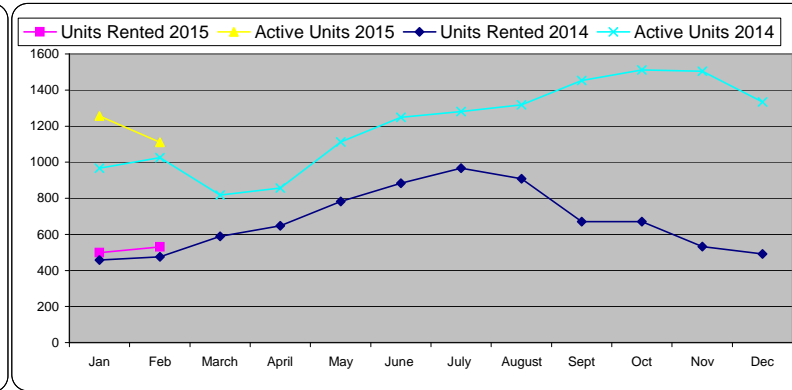
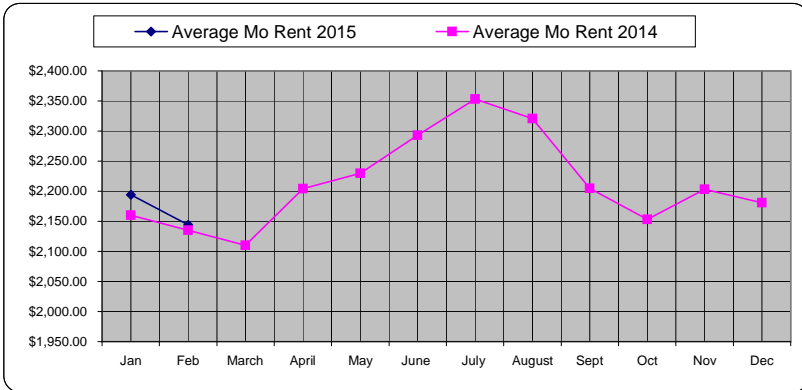


CIRCLE
PROPERTY MANAGEMENT
www.circlepm.com

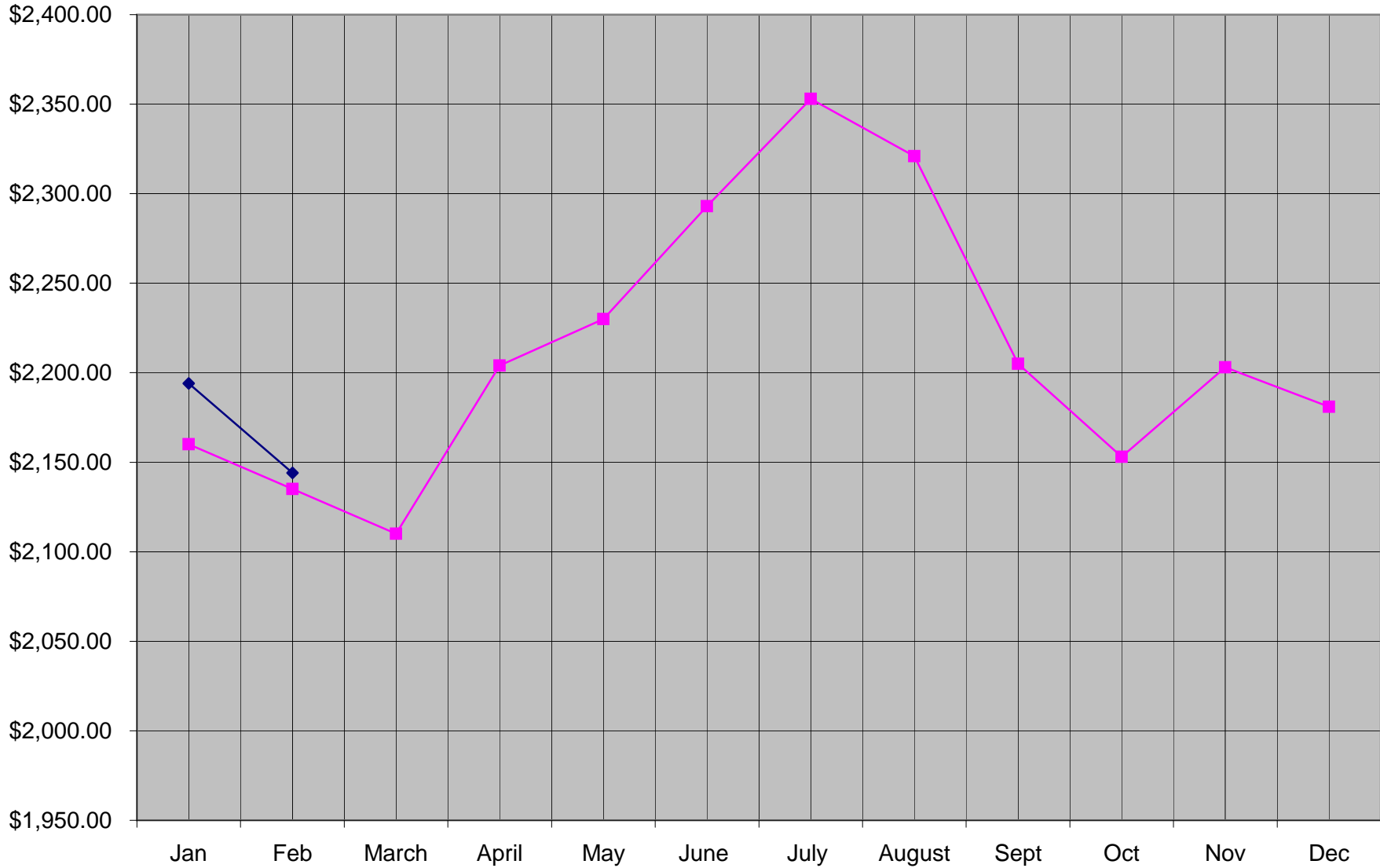
703-349-0744

9520 B Lee Hwy
Fairfax, VA 22031-2303

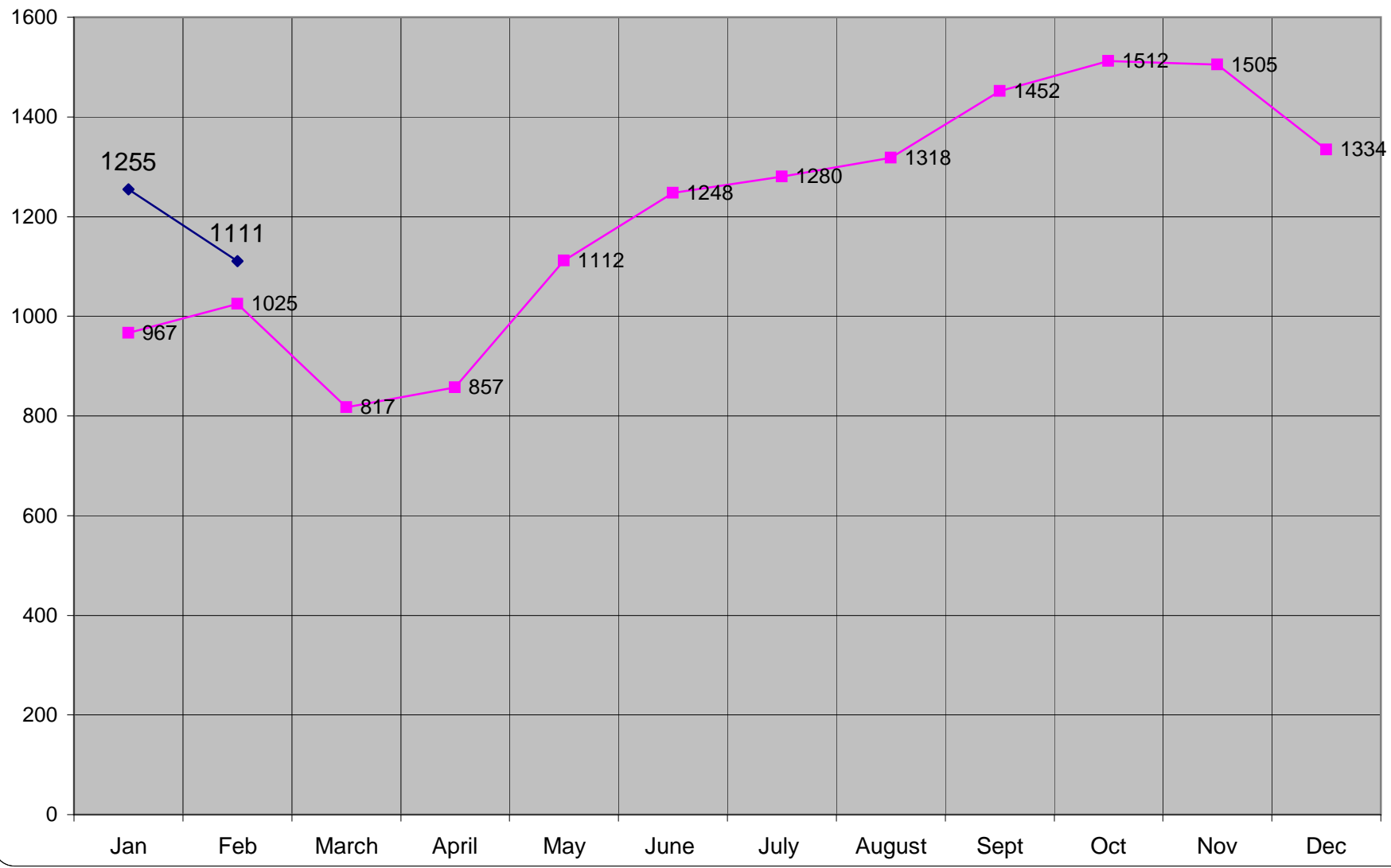
www.circlepm.com



◆ Average Mo Rent 2015 ■ Average Mo Rent 2014



Active Rental Units 2015 Active Rental Units 2014



■ Average Days On Market 2015 ■ Average Days on Market 2014

